

Institute for Public Policy Research



Results from the Afrobarometer Round 5 Survey in Namibia 10 April 2013

www.afrobarometer.org

www.ippr.org.na



What is the Afrobarometer?

Institute for Public Policy Research

- The Afrobarometer (AB) is a comparative series of public opinion surveys that measure public attitudes toward democracy, governance, the economy, leadership, identity, and other related issues.
- The AB is an independent, non-partisan, African-based network of researchers.
- The first round of surveys took place in 1999-2001 in 12 countries. The Network is now conducting “Round 5” surveys in up to 35 countries during 2011-2012.
- **Purpose:** To measure popular perspectives on the social, political, and economic environments in each country where it is implemented and across Africa.
- **Goal:** To give the public a *voice* in policy making processes by providing high-quality public opinion data to policy-makers, policy advocates and civil society organizations, academics, media, donors and investors, and ordinary Africans.



Country Coverage: 1999-2012



- **Round 1, 1999-2001, 12 countries**
 - *Southern Africa: Botswana, Lesotho, Malawi, **Namibia**, South Africa, Zambia, Zimbabwe*
 - *West Africa: Ghana, Mali, Nigeria*
 - *East Africa: Tanzania, Uganda*

- **Round 2, 2002-2003, 16 countries**
 - *Cape Verde, Kenya, Mozambique, Senegal*

- **Round 3, 2005-2006, 18 countries**
 - *Benin, Madagascar*

- **Round 4, 2008-2009, 20 countries**
 - *Burkina Faso, Liberia*

- **Round 5, 2011-2013, up to 35 countries**
 - *Algeria, Burundi, Cameroon, Cote d'Ivoire, Egypt, Guinea, Mauritius, Morocco, Niger, Togo, Tunisia, Sierra Leone, Sudan, Swaziland*



Country Coverage Round 5: 2011-2013



Institute for Public
Policy Research





Who is the Afrobarometer?



- A Pan-African Network of survey researchers and analysts.
- In each country there is a *National Partner* responsible for survey implementation. In Namibia, the National Partner is the **Institute for Public Policy Research**.
 - Four *Core Partners* provide technical assistance and Network management:
 - *Center for Democratic Development (CDD), Ghana*
 - *Institute for Democracy in South Africa (Idasa), South Africa*
 - *Institute for Development Studies (IDS), University of Nairobi, Kenya*
 - *Institute for Empirical Research in Political Economy (IREEP), Benin*
 - Two *Support Units* for capacity building and quality assurance
 - *Michigan State University*
 - *University of Cape Town*
 - Round 5 *Core Funders* include
 - *DFID*
 - *SIDA*
 - *USAID*
 - *Mo Ibrahim Foundation*



Survey Methodology



- Nationally representative sample of adult citizens
 - *all respondents are randomly selected*
 - *every adult citizen has an equal and known chance of being selected*
- Face-to-face interviews in the language of the respondent's choice
- Standard survey instrument across all countries for comparability
- The survey interviewed 1200 adult Namibians; A sample of this size yields results with a margin of error of +/- 3 % at a 95% confidence level.
- Field work for Round 5 in Namibia will be conducted between 19 November and 18 December in 2012.
- Afrobarometer's work in Namibia is coordinated by the **Institute for Public Policy Research** and field work was carried out by **Survey Warehouse**.



Survey Demographics



	Weighted	Un-weighted
Mean Age	32	32
Gender		
Male	50	50
Female	50	50
Location		
Urban	42	42
Rural	58	58
Education		
None	9	8
Primary	22	23
Secondary	57	57
Higher	12	12



Survey Demographics



	Weighted	Un-weighted
Caprivi	4%	5%
Erongo	7%	7%
Hardap	4%	3%
Karas	4%	4%
Kavango	11%	11%
Khomas	16%	16%
Kunene	4%	4%
Ohangwena	12%	12%
Omaheke	3%	3%
Omusati	12%	12%
Oshana	8%	8%
Oshikoto	9%	9%
Otjozondjupa	6%	7%

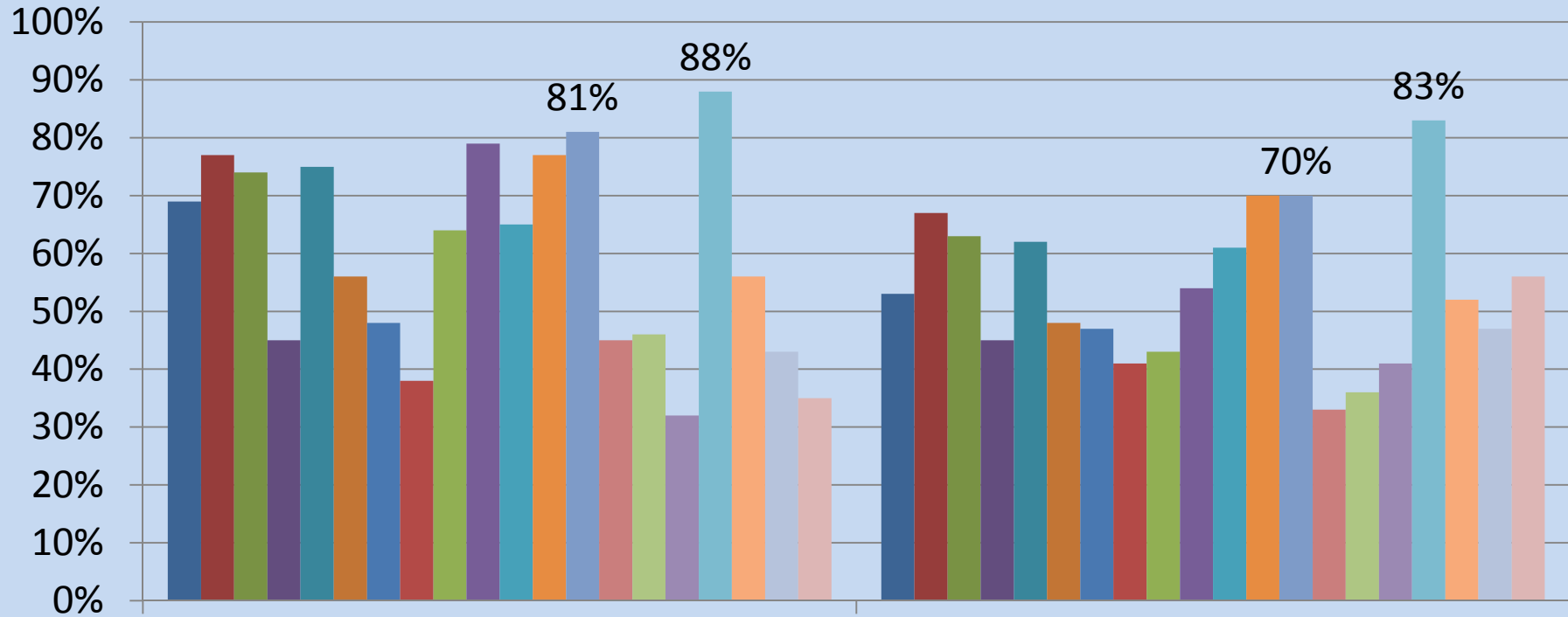
Government Trust

- Namibia has high levels of institutional trust within Afrobarometer countries
- Presidential and parliamentary trust is the 2nd highest
- Both Nujoma and Pohamba rate highly
- Majority trust exists in all national institutions
- Slight declines recorded at sub-national level



Trust in President and Parliament 2008

“Somewhat or a lot”

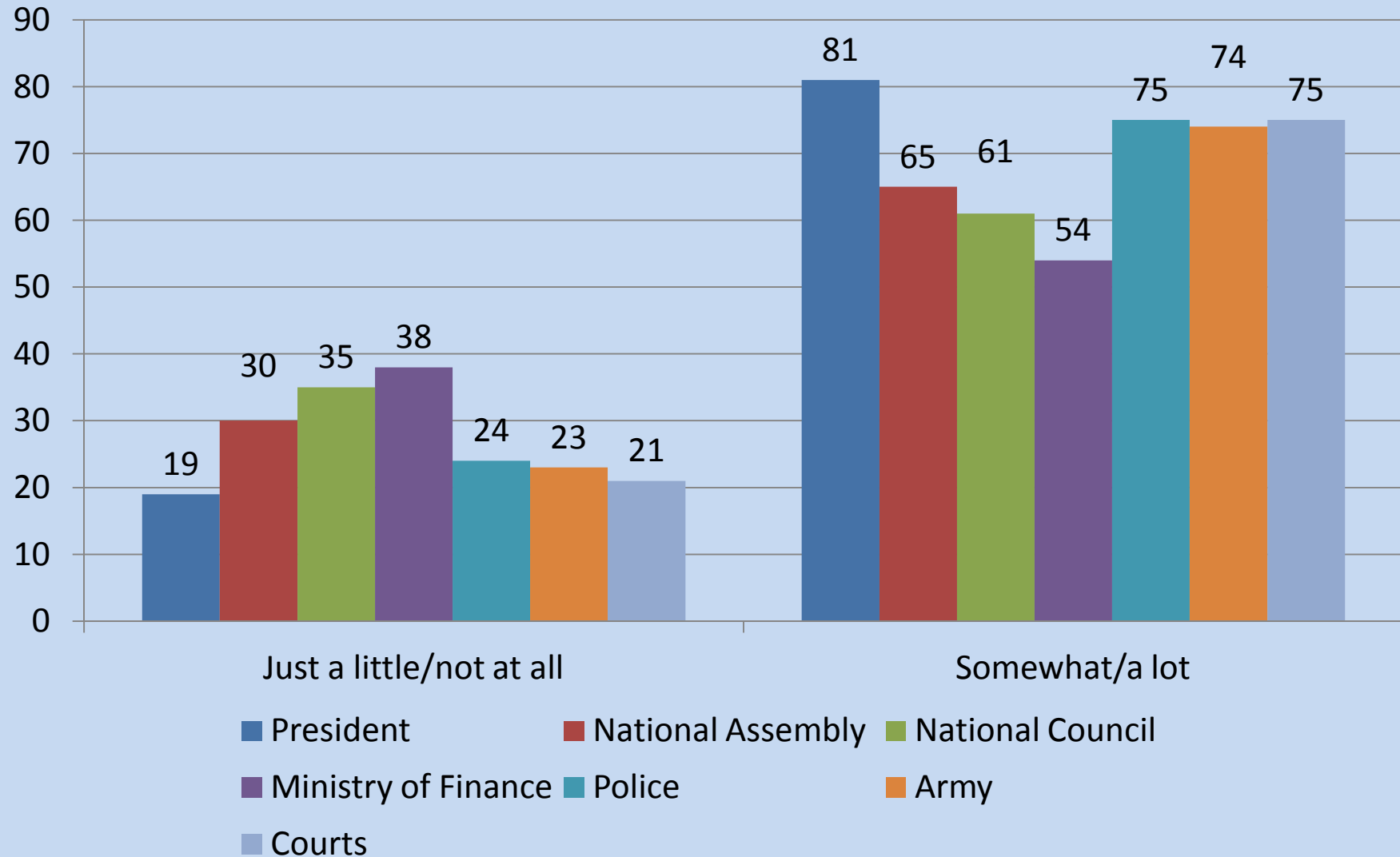


Trust President

Trust Parliament

- | | | | | |
|----------------|--------------|----------------|--------------|------------|
| ■ Benin | ■ Botswana | ■ Burkina Faso | ■ Cape Verde | ■ Ghana |
| ■ Kenya | ■ Lesotho | ■ Liberia | ■ Madagascar | ■ Malawi |
| ■ Mali | ■ Mozambique | ■ Namibia | ■ Nigeria | ■ Senegal |
| ■ South Africa | ■ Tanzania | ■ Uganda | ■ Zambia | ■ Zimbabwe |

Citizens' Trust in Public Institutions 2012



Trust in Officials 2008 v. 2012

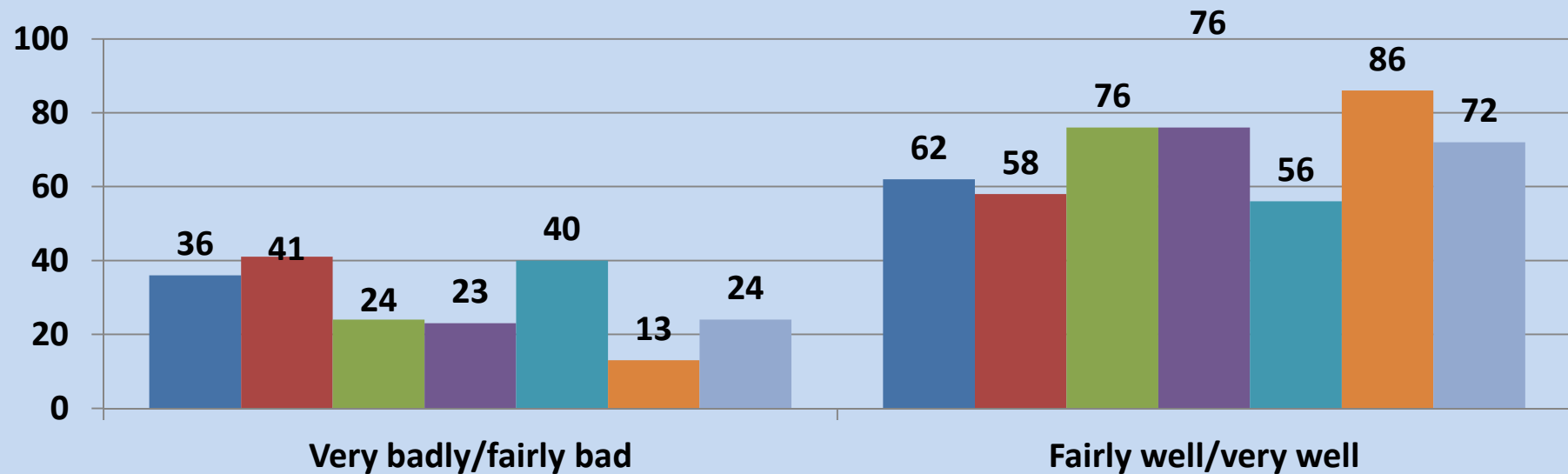
“Somewhat/A lot”

	<u>2008</u>	<u>2012</u>
• President Pohamba	81%	81%
• National Assembly	70%	66%
• National Council	66%	61%
• Regional Council	65%	58%
• Local Authority Council	56%	51%
• Police	71%	75%
• Courts	74%	75%
• Traditional leaders	69%	----

Policy Attitudes

- Many important policies have positive support
- Education, health, HIV/AIDS, gender are positive
- Poverty and inequality top the negative judgements
- Jobs policies are also viewed negatively
- Some service delivery also receive negative responses

Government policies receiving positive popular support 2012



■ Managing the economy

■ Reducing crime

■ Improving basic health services

■ Addressing educational needs

■ Resolving violent crime between communities

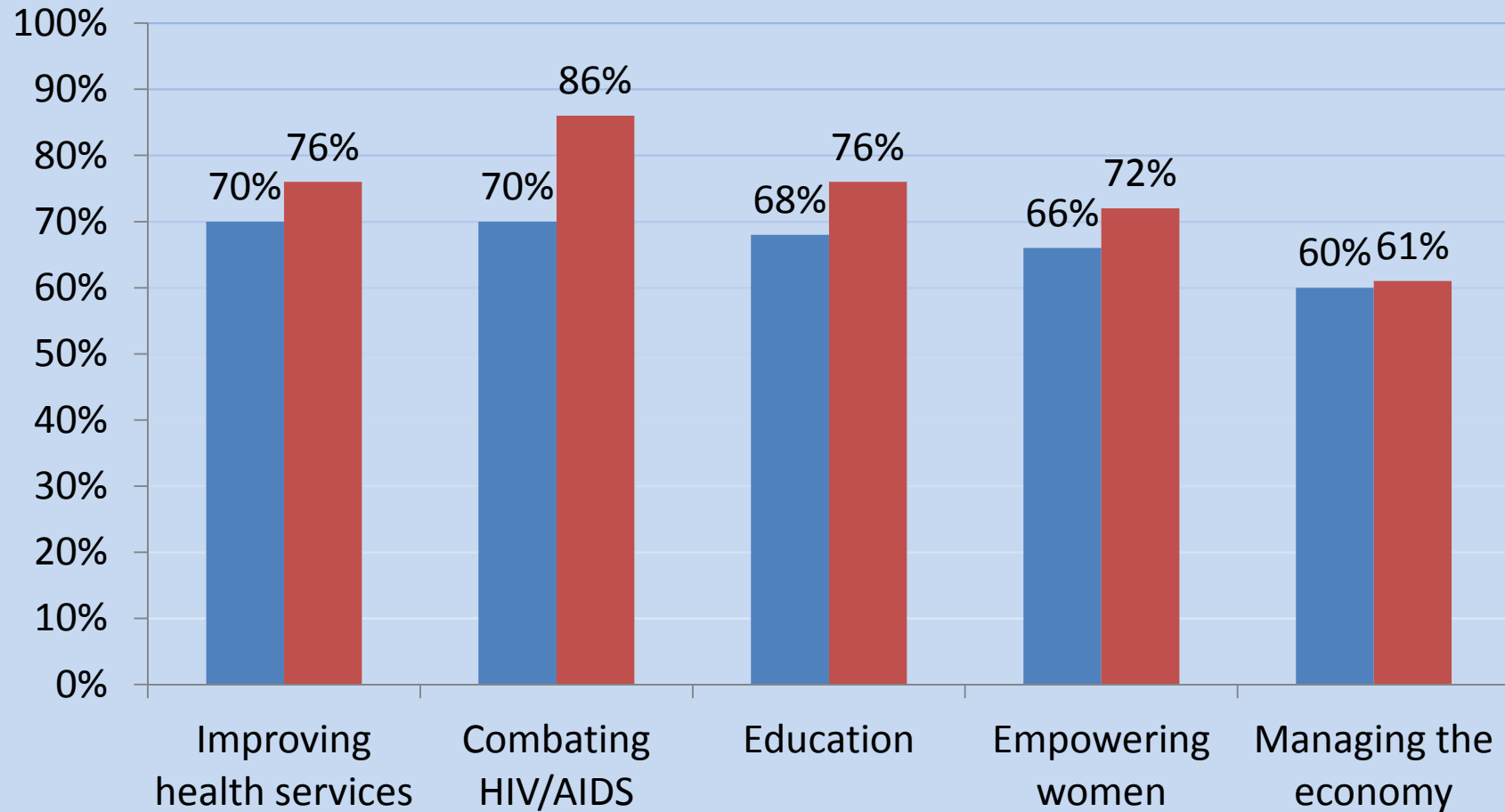
■ Combatting HIV/AIDS

■ Empowering Women

Government policies with positive support

2008/2012

How well or badly does government handle ... “Fairly well/Very well”

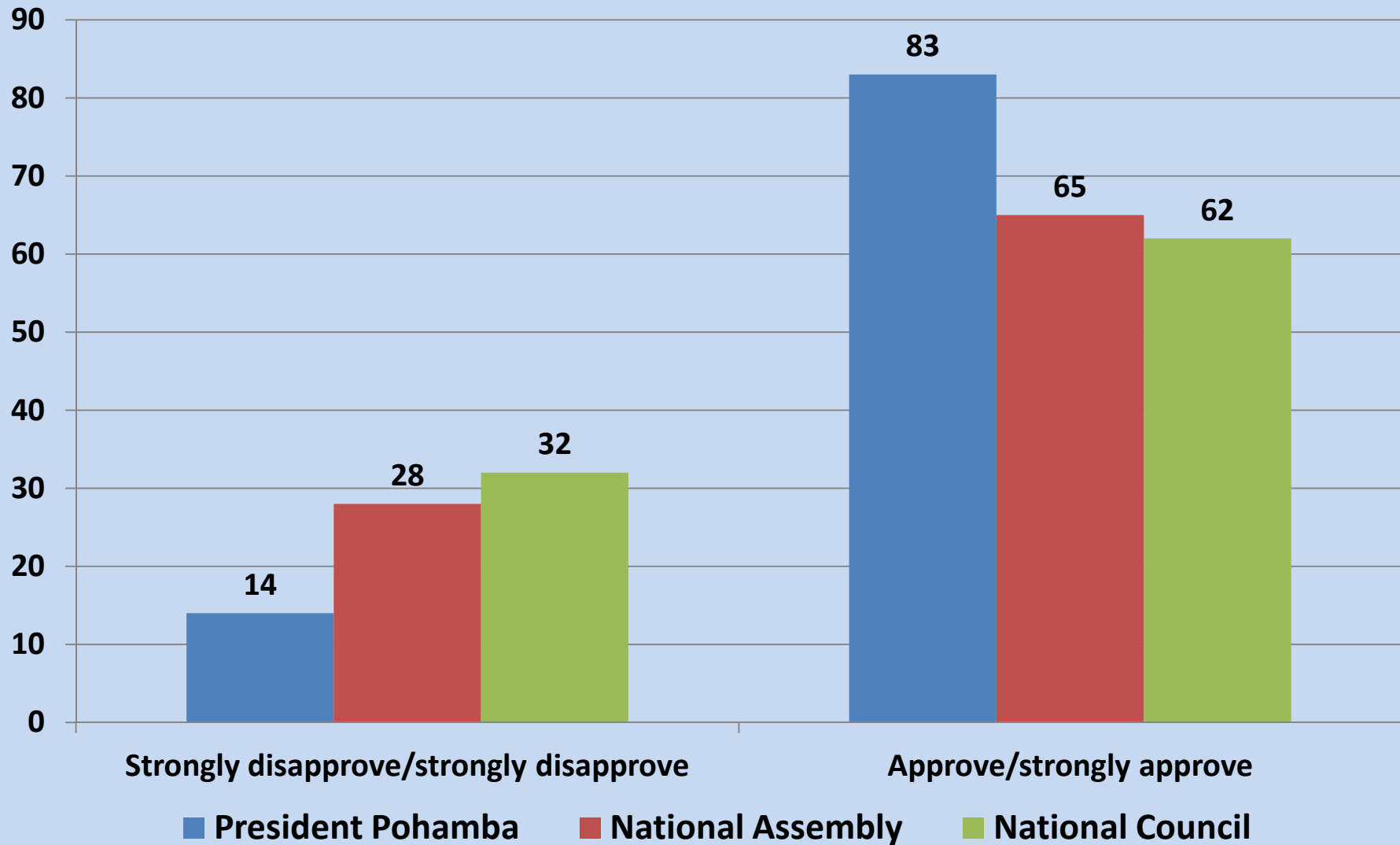


Government Policies with positive support 2008/2012

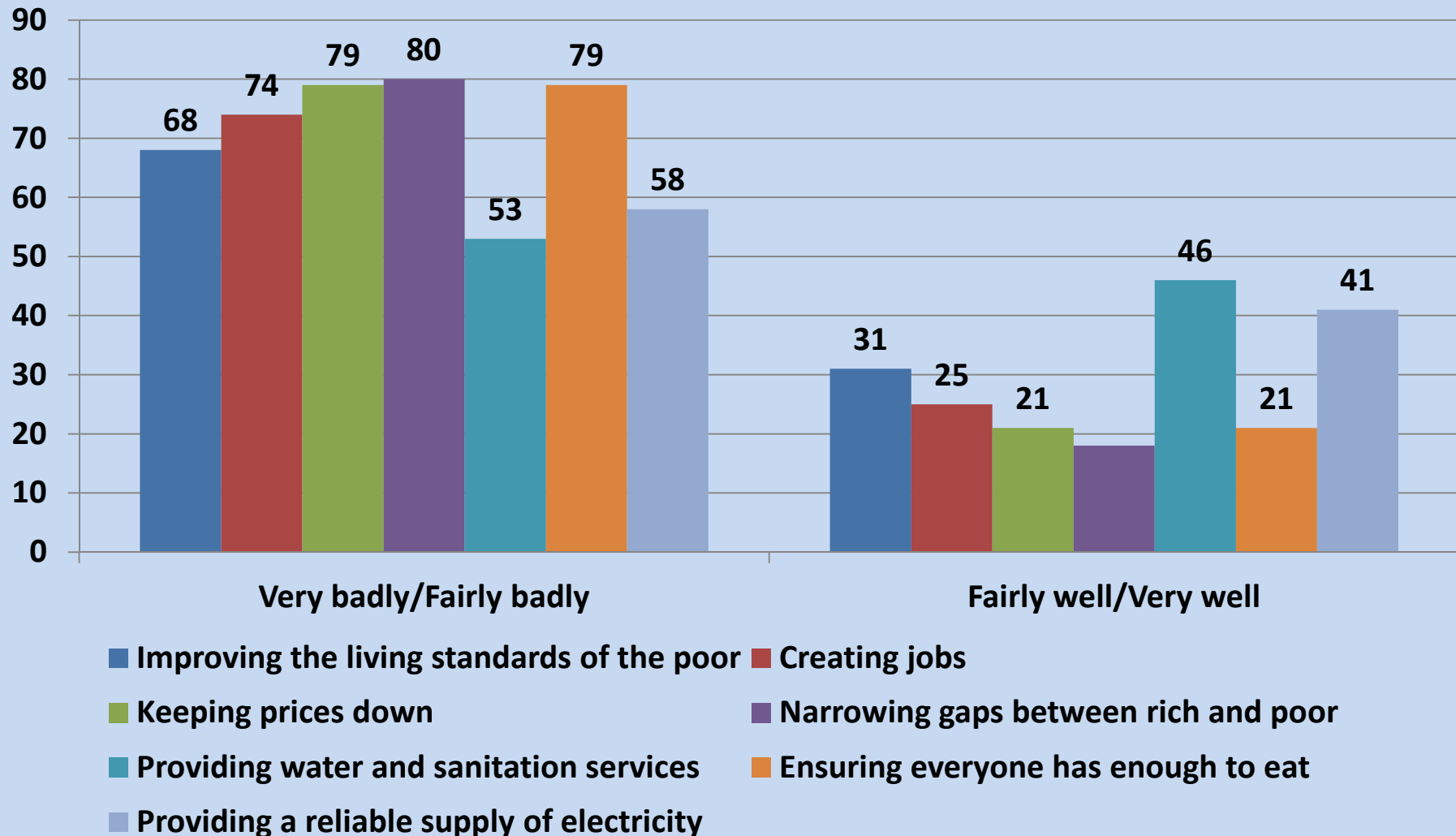
Fairly well/Very well

	<u>2008</u>	<u>2012</u>
• Improving Health Services	70%	76%
• Combating HIV/AIDS	70%	86%
• Education	68%	76%
• Empowering Women	66%	72%
• Reducing Crime	61%	58%
• Managing the Economy	60%	61%
• Fighting Corruption	54%	43%

Government performance



Government policies receiving negative responses 2012



Government Policies with Negative Views 2008/2012

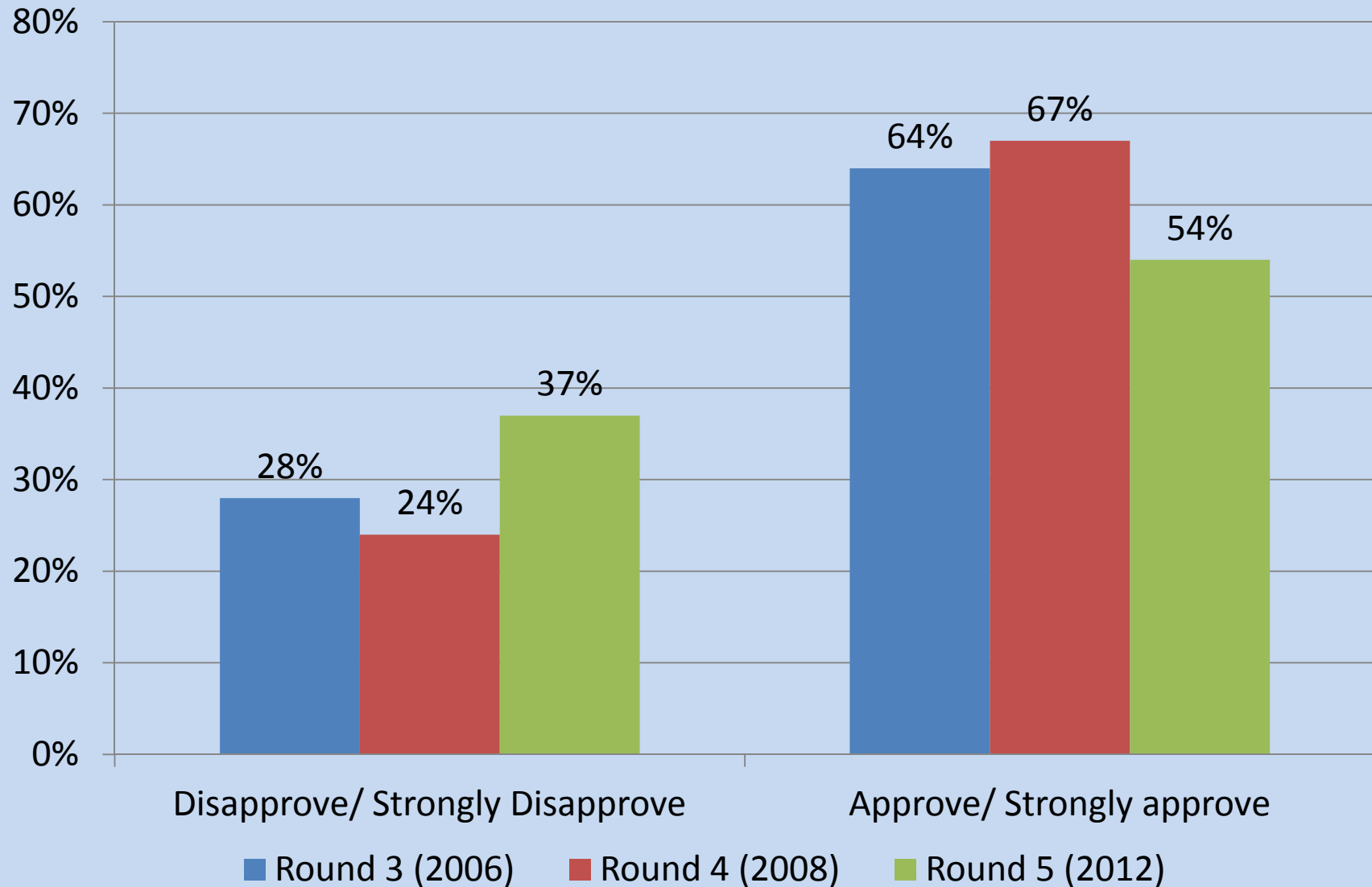
Fairly badly/Very badly

	<u>2008</u>	<u>2012</u>
• Narrowing the rich and poor gap	73%	80%
• Improving living standards of poor	62%	68%
• Creating jobs	59%	74%
• Keeping prices down	53%	79%

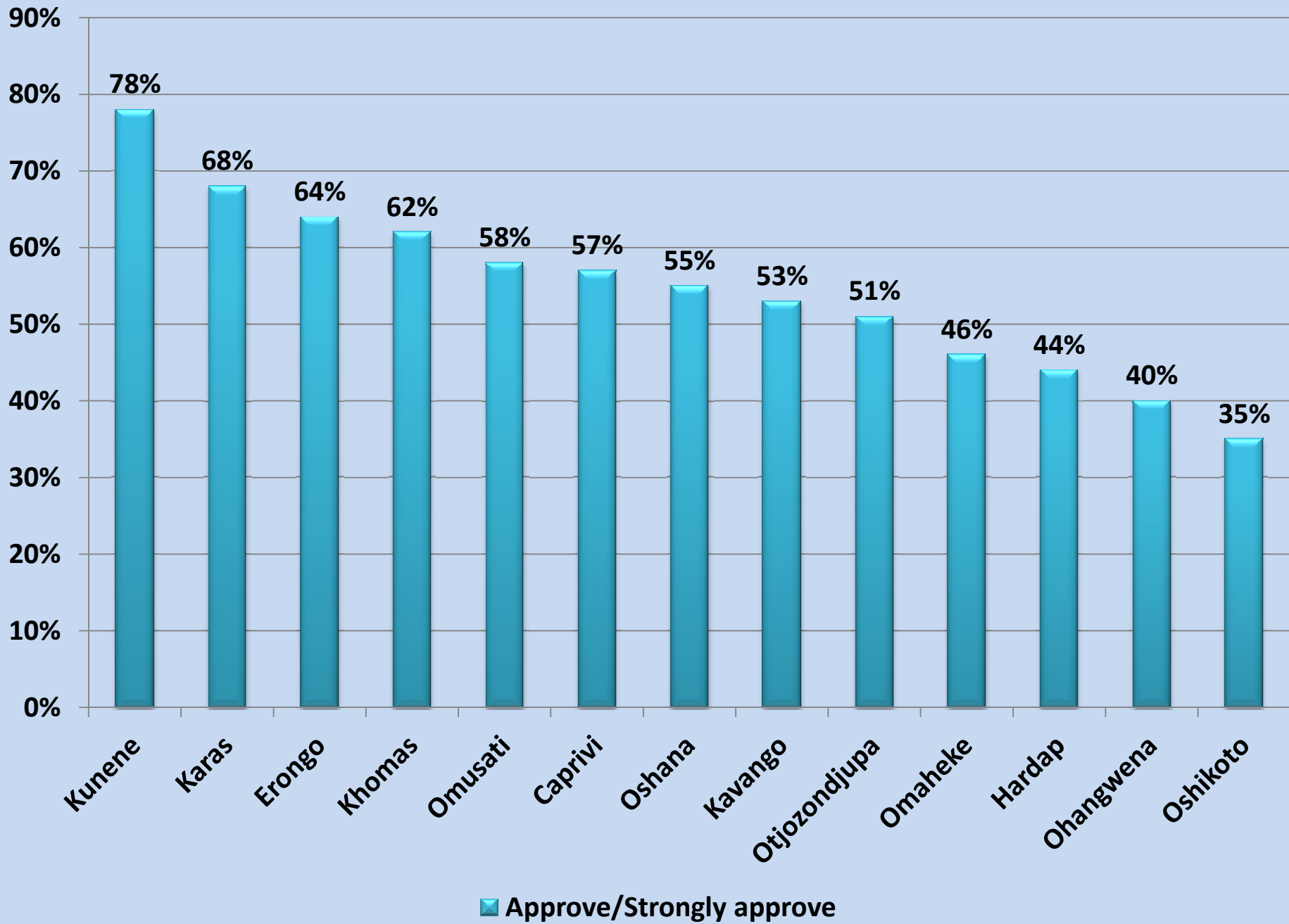
Local Council Issues

- Local government continues to receive majority support regarding performance but has declined slightly
- Regions vary from 70% to 30% positives
- Only a few regions ranked above 50% positive on any issues – Erongo and Karas on all four, Khomas, Hardap, Omusati and Otjozondjupa on at least one

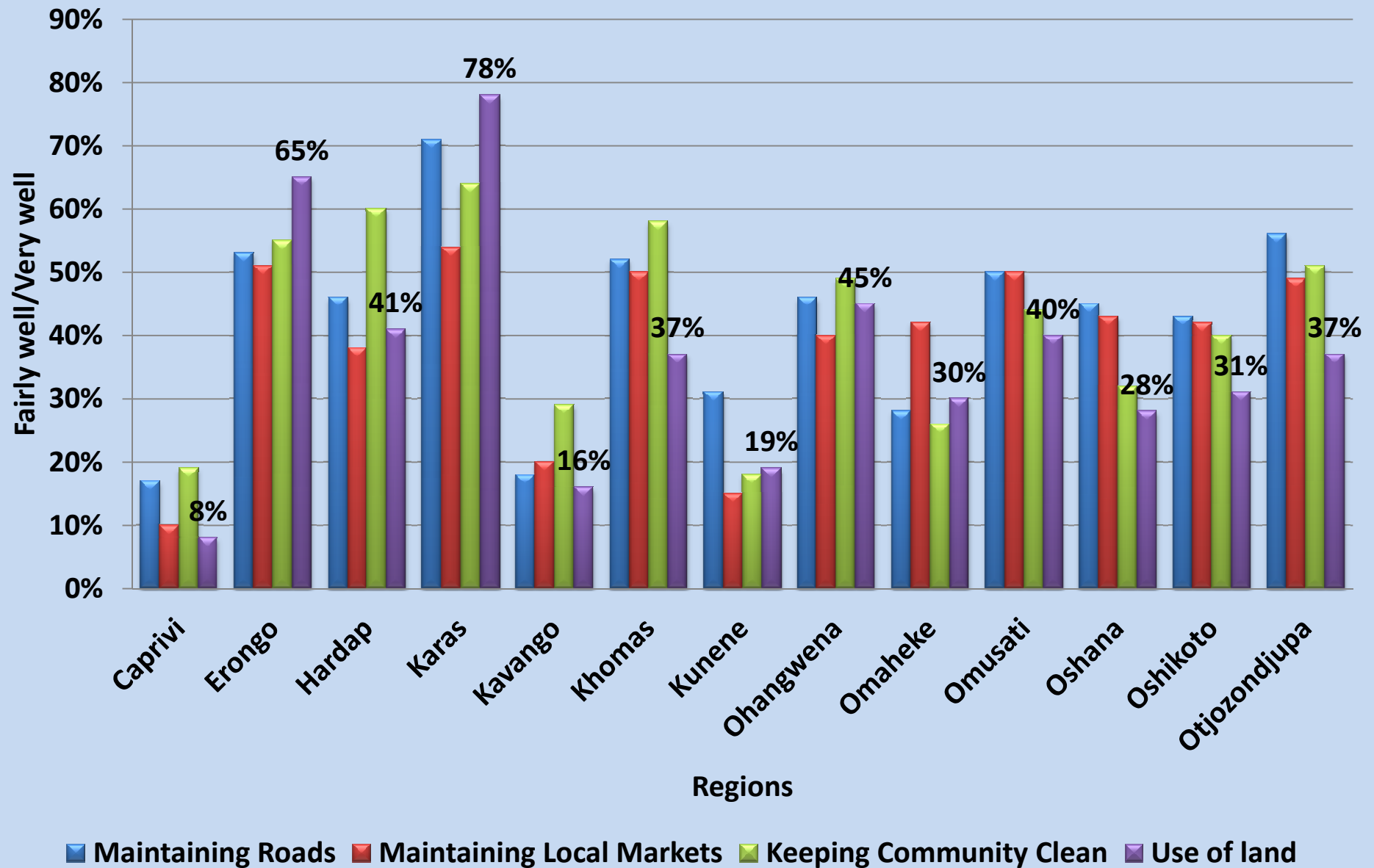
Performance of Local Government Councillors (Round 3-5)



Performance Local Government Councilors by Regions (2012)



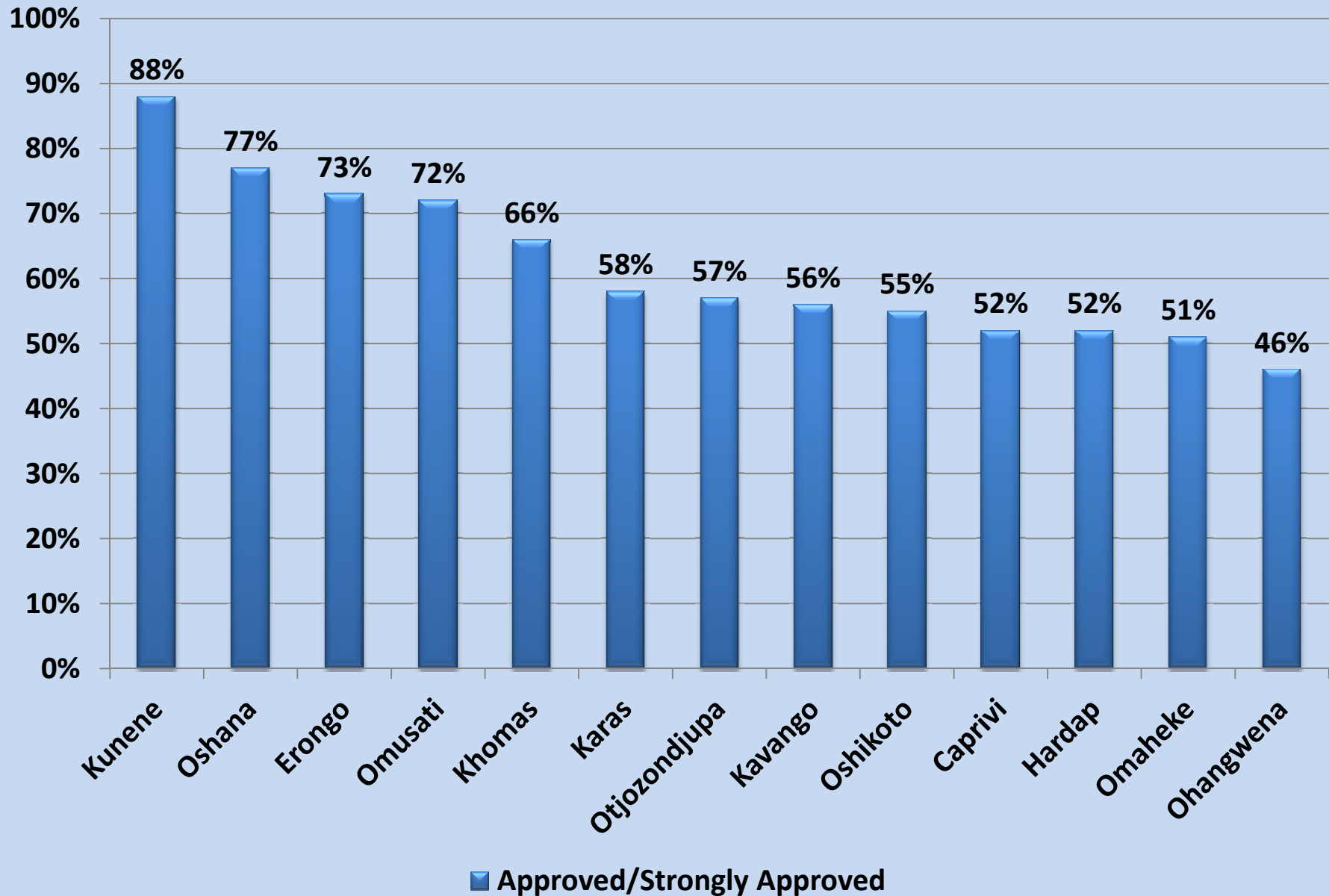
Performance of Local Governments Four Performance Areas by Region (Fairly well or very well).



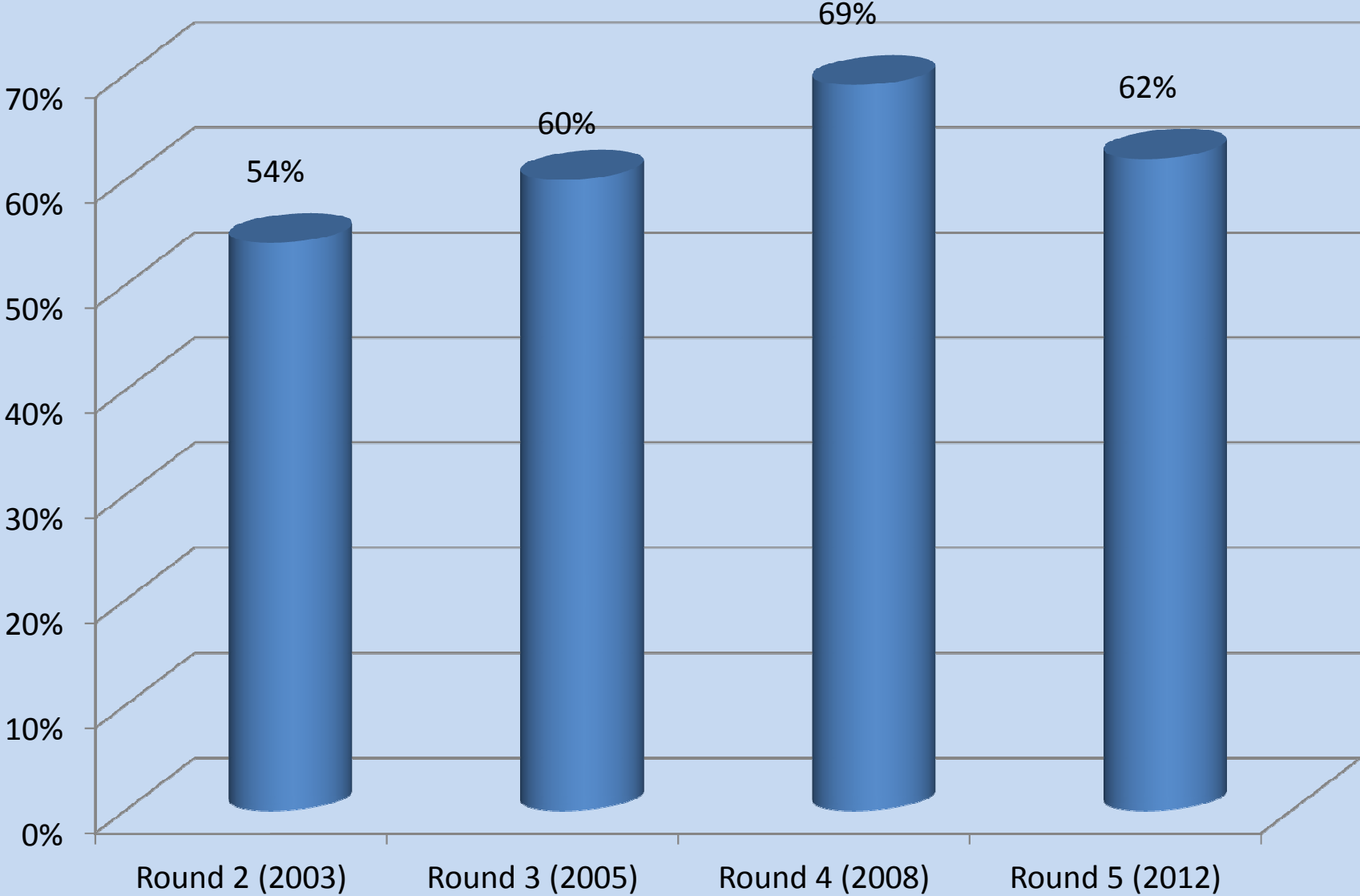
Regional Government Performance

- High approval ratings on Regional Councillors with over 60% positive evaluation, but down by 7% from 2008.
- Regions range from 88% to 46% for approval rating.
- Regional governors rated 64% positive on performance (Overall) with a 91%-48% approval rating depending on the region

Performance of elected Regional Councillors by Region- 2012

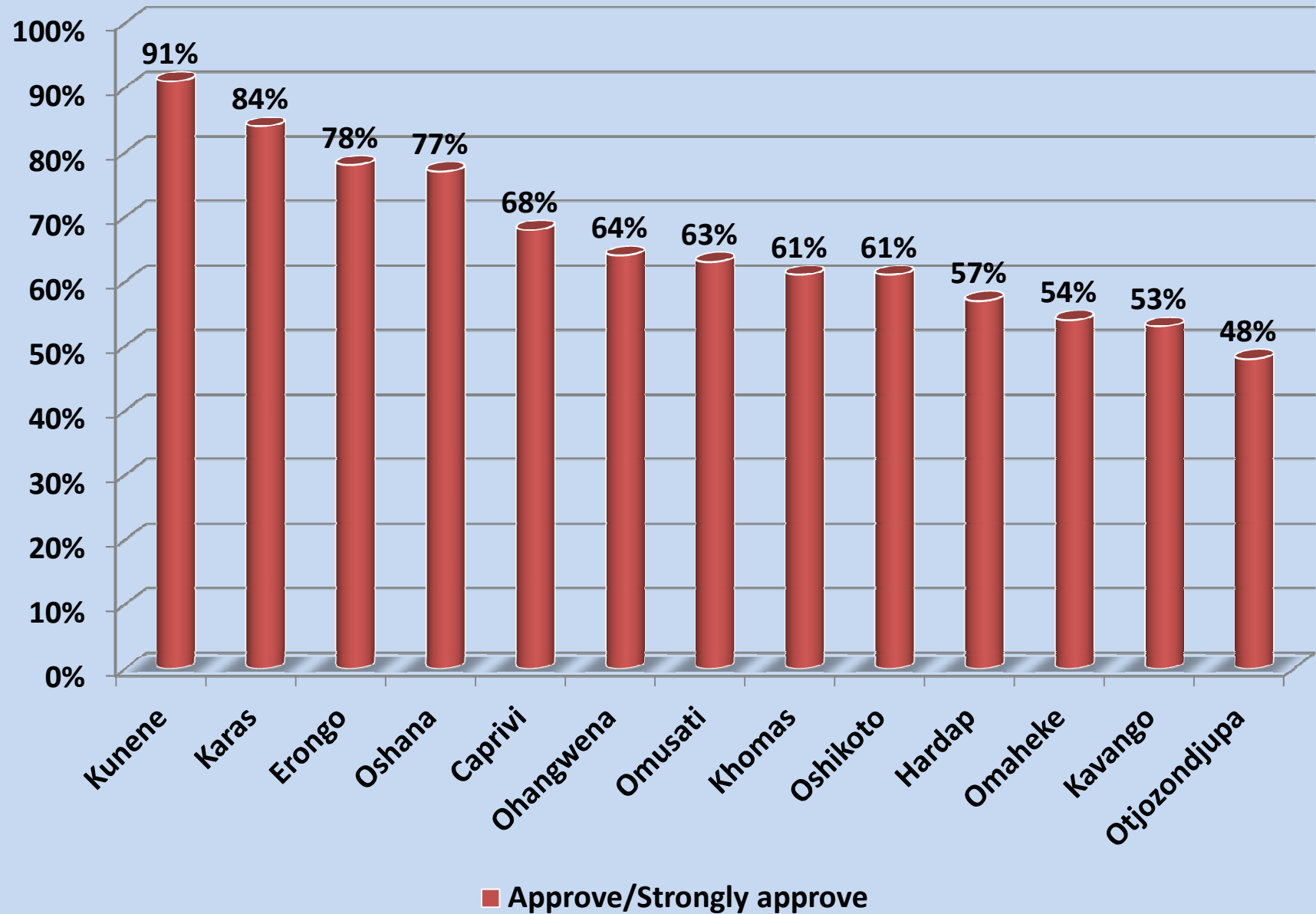


Performance of Elected Regional Councillors (Round 2- 5)



■ Approve/Strongly approve

Performance of Appointed Regional Governors




Corruption

- Decline in perceptions of govt. handling govt.
Corruption from positive to negative
- Perception of corruption exceeds experience of bribery by far!
- ACC seen as neutral by a majority
- Barely half of respondents think that the ACC targets all offenders without favouring anyone

Perceptions of Corruption Over Time

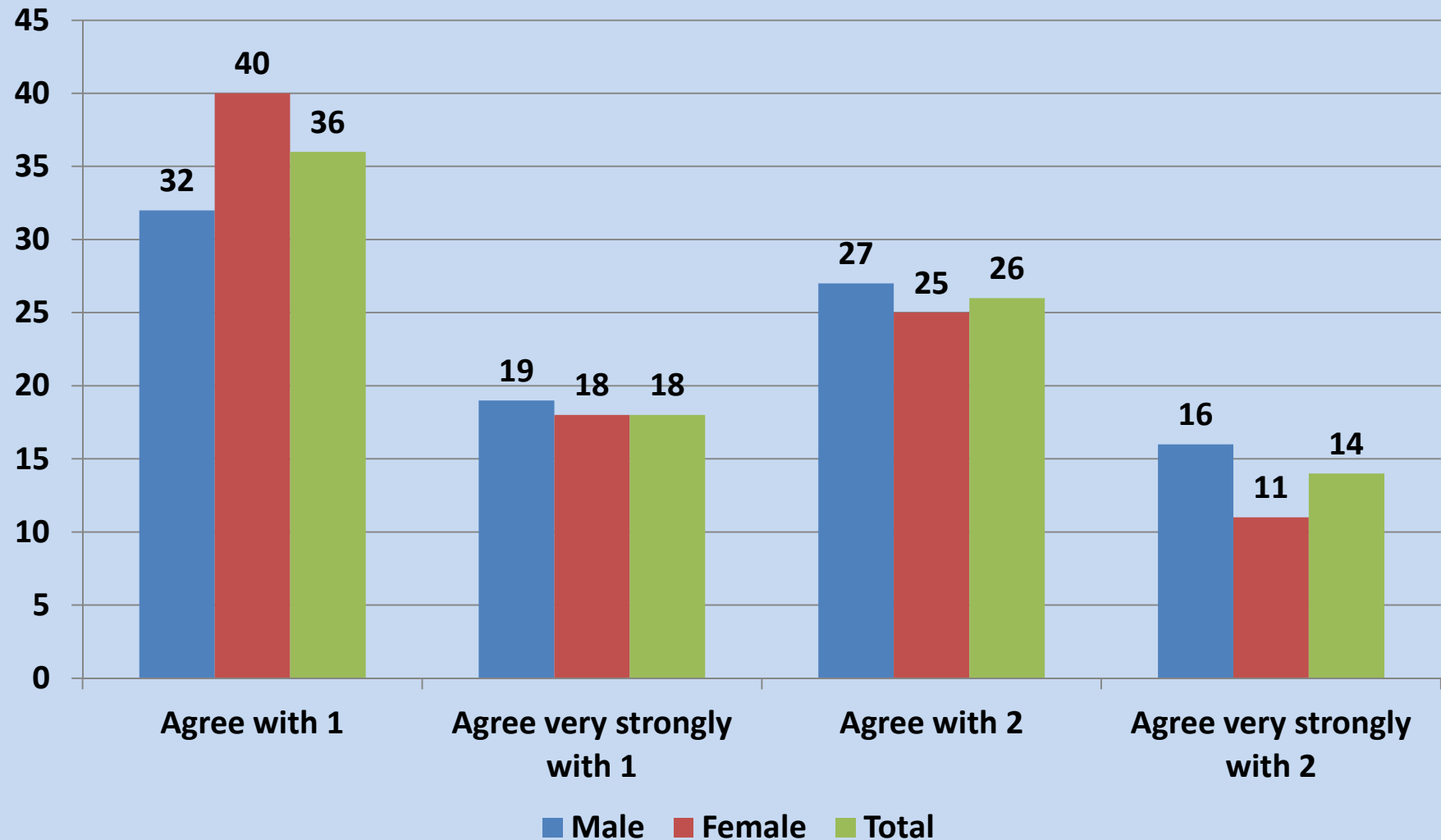
“Most or all of them”

	2003 (%)	2005/6 (%)	2008 (%)
Office of President	15	22	17
Parliament	-	27	20
Local Councillors	-	29	26
Nat. Gov. Officials	30	35	 50
Local Gov. Officials	-	34	26
Police	37	44	42
Tax Officials	-	37	39
Judiciary	22	32	17

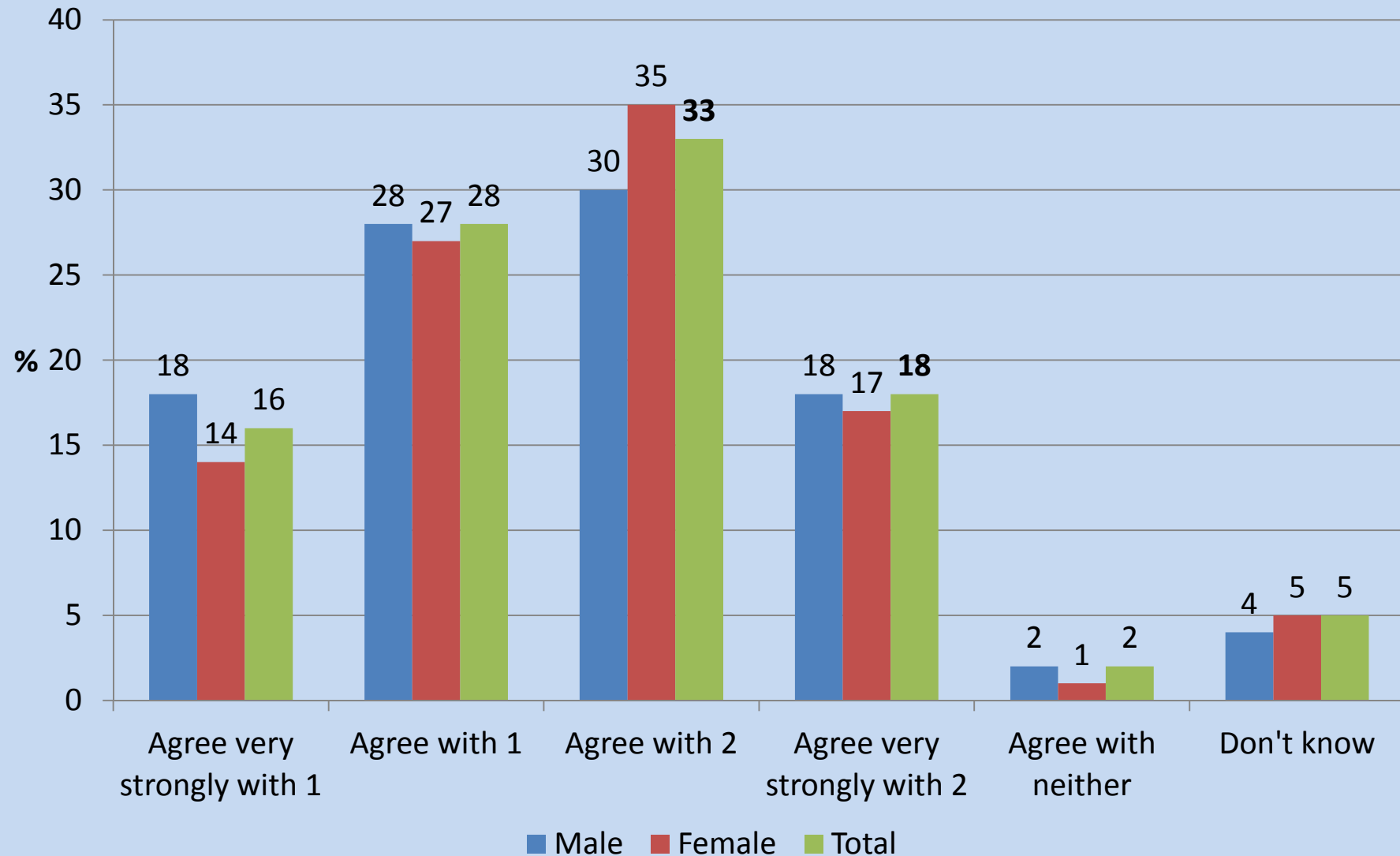
Experience with bribes in the past year

	<u>2008</u>	<u>2012</u>
• Document	6%	2%
• Household Service	6%	1%
• Police	3%	3%

How Neutral is the ACC?



Who does the ACC go after?



Summary

- Government institutions retain high levels of trust and positive performance evaluations
- Regional Councils and Governors have high performance ratings, though with some variation by region
- Local Authority Councillors also experience positive though variable ratings
- Government's handling of corruption has declined but the ACC retains slight majority support



AFRO BAROMETER

For more information and publications, please contact the **Institute for Public Policy Research** www.ippr.org.za and visit the Afrobarometer website at: www.afrobarometer.org or follow us on Facebook and Twitter (@afrobarometer).